

**May 2019
Edition**

**Revving Your Mind
Not just Your Engine**



Inside This Edition:

Brunching It Up

WOW...What A Testimony

Automotive History Lesson

The Stumpers

The Savings Hub

Creamy Strawberry Crepes

Neighborhood Etiquette

**From Your Friends at
Du Fresne's Auto Repair**

Laugh Out Loud



An old lady was waiting for a car to pull out of a parking space at a crowded grocery store one day. When the car pulled out, another car pulled in front of her, and into the space. The teenager hopped out of the car and said to the old woman, "I'm younger and faster lady." The old lady sits there for a second then rams the kid's car. As she backs up and gets ready to drive away she tells the teenager: "I'm older and better insured kid."

Got Questions?



**CONTACT
US**

Holiday Insights

Gifts from the Garden Month
National Barbecue Month
National Bike Month
May 1: May Day
May 2: Garden Meditation Day
May 3: Space Day
May 4: Kentucky Derby Day
May 5: Cinco de Mayo
May 7: National Teacher's Day
May 10: Military Spouses Day
May 11: Eat What You Want Day
May 12: Mother's Day
May 13: Leprechaun Day
May 15: Police Officer's Memorial Day
May 17: National Bike to Work Day
May 18: Armed Forces Day
May 20: Be a Millionaire Day
May 23: Lucky Penny Day
May 25: International Jazz Day
May 27: Memorial Day
May 28: National Hamburger Day
May 30: Water a Flower Day
May 31: National Macaroon Day

Hours of Operation

Monday - Friday 6AM - 5:30PM


Saturday: 8AM - 5PM

**Want Some Savings?
Don't Miss
This Month's
Exciting Deals!
Hurry, Look Inside!**

(503) 646-2940 ■ DuFresnesAutoRepair.com

Brunching It Up

Did you know the term "brunch" was coined in print over 120 years ago and the mezzo meal has never been more popular.



Over Mother's Day weekend alone, 312 million eggs will be cracked in the United States.



"A woman is like a teabag; you never know how strong she is until she gets in hot water."
~ Nancy Reagan

WOW...What A Testimony!

Fritz & Joanne Meyer:

"As always they continue to take great care in servicing my car. I recommend."

Joe Janiga: "Great service. Honored the warranty of a part they had put on last fall that failed, let me borrow a loaner for multiple days and threw in an espresso to boot! Go DuFresnes!"

Jeff Scotto: "Excellent service as always. Friendly staff. This is my go to auto shop."

Christi Gonshorowski:

"Such a wonderful experience every time, from check in to check out the entire staff is so friendly and truly cares about their customers. Having my car completely vacuumed out was the highlight since I have 3 little kids and it was a nagging task that they just took care of for me- so grateful for their dedicated service!"


Kent Wilson: "Excellent service, fair pricing. Re-paired an outdoor mirror for me. Very satisfied."

Barry & Jane Newman:

"Called late morning to see if i could get in, and was totally accommodated even though they were full. They pretty much always do that. Prices are reasonable, service is friendly, and pleasant, and they do a good job. What more can you ask for?"

Walt Carter: "When I ever I have a car problem, I go to Du Fresnes. They keep me on the road. Thanks to a team effort!"


Automotive History Lesson



Who knows their August automotive history?

- 1) Aug. 20, 2004: Tow Jam sets a record-setting 83 tow trucks parade through the streets of Wenatchee, Wash., to set a Guinness World record.
- 2) Aug. 22, 1950: Speed Control Patented by Ralph R. Teetor of Hagertown, Ind.; patents a speed-control device that would be developed into what we now know as cruise control.
- 3) Aug. 23, 1913: Yosemite Motor Vehicle Ban Lifted: For the first time automobiles are allowed into Yosemite National Park.
- 4) Aug. 24, 1958: First Woman to Race in Formula 1: Maria Teresa de Filippis races a Maserati 250F in the Portuguese Grand Prix to become the first woman to race in the Formula 1 Championship.
- 5) Aug. 25, 1910: Walden W. Shaw and John D. Hertz form the Walden W. Shaw Livery Company was founded. It later became the Yellow Cab Company.
- 6) Aug. 27, 1904: Rhode Island judge, Darius Baker, hands down the first jail sentence (five days) for speeding to a man who was driving over the legal speed in Newport, R.I.
- 7) Aug. 30, 1899: Henry Ford receives a patent for a carburetor especially designed for use in connection with gas or vapor engines.
- 8) Aug. 31, 1899: First Automobile Climbs Mt. Washington: Driving a steam-powered Locomobile, F.O. Stanley and his wife Flora climb Mt. Washington in 2 hours and 10 minutes. The Ascent to the Clouds hill climb would first run in 1904.
- 9) Aug. 21, 1897: Oldsmobile Founded: Ransom Eli Olds forms Olds Motor Vehicle Company in Lansing, Mich. It would become part of General Motors in 1908 and the division closed in 2004.

Now let's be honest, how many did you really know? :)



DuFresne's Auto Service Has Hybrid Master Tech's



MASTER AUTO
TECHNICIAN



\$25.00 OFF (Over \$50.00)
Any Repair or Service
On Your Hybrid Vehicle
Expires May 31st





The Stumpers

SUDOKU: Fill in the grid with digits in such a manner that every row, every column and every 3x3 box accommodates the digits 1-9, without repeating any.

MAZE: You must find your way out in one line. Now... No cheating or erasing. :)



Mother's Day Maze



Free

Did you know that we have Loaner Cars Available for most Services?

Make sure you ask about one when making an appointment.

Requirements:

- ◆ Must be 25 or over
- ◆ Proof of Insurance
- ◆ Credit Card or Debit Card
- ◆ Valid Drivers License

Loaner Cars

	3			4	8	9		2
		8		3			1	5
		5			7		8	
1	7	2	4				5	
4								8
	8				3	2	9	4
	5		8			6		
3	6			5		8		
8		4	3	7			2	

Hint...Sudoku answers included within this edition.

Car Care Club Card

Annual Sale Event!

Conventional Oil Change Package
~~**\$129.99**~~ **\$99.99**

Synthetic Oil Change Package
~~**\$260.99**~~ **\$199.99**



4 Oil changes –5 Qts-Most Cars



Brake Inspection



Charging System Check



Plus An Additional
\$210.00 of Discounts

**Good For 1 year of first use. Can be used on
all cars in family.**

The Savings Hub

**BREAKING
NEWS**

**Have You Used Your
Rebate Check?**

**Rebate Expiration Date Has
Been Extended Thru May 31st**

I 
Saving
Money

**10%
OFF**

**10% OFF LABOR
Up to \$50.00
Expires May 31st, 2019**

2 
**FREE
MOVIE
TICKETS**

Refer a Friend,
Family, Co-Worker
or even your Mail
Man and get 2
FREE Movie Tickets
from DuFresne's
Auto Service



BRAKING NEWS ALERT! GET \$75⁰⁰ BACK!



**Get a \$75 Prepaid Visa®
Card with Qualifying
Brake Parts Purchase
of \$250 or more!**



QUALIFYING NAPA BRAKES PARTS: all NAPA branded brake products including Adaptive One pads, Akebono pads, Reactive One rotors and Total Eclipse calipers. Claim a \$75 Prepaid Visa® Card from NAPA® Brakes with \$250 qualifying brake parts in a single purchase between **May 1 - June 30, 2019**. \$250 of qualifying products will be based on the final price paid, less any discounts, warranty, reimbursements, extended warranty, core and resurface charges and excluding taxes, installation/labor. Submit your rebate **ONLINE ONLY** at NAPABrakes.com by July 15, 2019.

May & June 2019

Creamy Strawberry Crepes

These crepes are delicious and very rich! Be sure you have at least 1 hour to prepare, they are worth every minute!

Ingredients

- | | |
|--|--|
| 3 eggs | 1 1/4 cups sifted confectioners' sugar |
| 1/2 cup milk | 1 tablespoon lemon juice |
| 1/2 cup water | 1 teaspoon lemon zest |
| 3 tablespoons butter, melted | 1/2 teaspoon vanilla extract |
| 3/4 cup all-purpose flour | 1 cup heavy cream, whipped |
| 1/2 teaspoon salt | 4 cups sliced strawberries |
| 1 (8 ounce) package cream cheese, softened | |

Directions

1. Place the eggs, milk, water, melted butter, flour, and salt in the pitcher of a blender; blend until smooth.
2. Blend the cream cheese, confectioners' sugar, lemon juice, lemon zest, and vanilla with an electric mixer until smooth. Gently fold in the whipped cream.
3. Heat a lightly oiled griddle or non-stick skillet over medium heat. Pour or scoop the batter onto the griddle, using approximately 2 tablespoons for each crepe. Tip and rotate pan to spread batter as thinly as possible. Flip over when the batter is set and the edges are beginning to brown. Cook until the other side begins to brown. Stack finished crepes on a plate, cover with a damp towel and set aside.
4. To serve, fill each crepe with 1/4 cup sliced strawberries and 1/3 cup of the cream cheese filling, roll up and top with a small dollop of the cream cheese filling and more sliced strawberries.



**Because of you, we are
able to continue servicing
our amazing guests!**

**THANK YOU To Our
Referral Customers
of the Month**

**Codi Hough
Mathew Dunn
Courtney Bell**

**Every customer is special
and each month,
someone makes our
day much brighter.**

**Customer
of the Month**

**Angie & Jim
Smith**

(e.g. loud music/tools or dogs barking)

An Unkempt Yard

“I nearly fell outside your home. I know someone who shovels snow.” No dice? Contact your town’s code enforcement division.

New Neighbors

From there, you might become best buds or keep your distance.




7	3	1	5	4	8	9	6	2
6	4	8	9	3	2	7	1	5
9	2	5	1	6	7	4	8	3
1	7	2	4	8	9	3	5	6
4	9	3	6	2	5	1	7	8
5	8	6	7	1	3	2	9	4
2	5	7	8	9	4	6	3	1
3	6	9	2	5	1	8	4	7
8	1	4	3	7	6	5	2	9

secrets From Nancy & Tee's Kitchen



Let us know if you liked
this on Facebook.



Spicy Shrimp Tacos w/ Cilantro & Lime

Ingredients:

3/4 tsp salt
1tsp paprika
1/2 tsp ground cumin
1/2 tsp curry powder
1/8 tsp cayenne pepper
1/8tsp cinnamon
2lb large shrimp, peeled and divided
tortillas
Garnish with chopped cilantro and lime wedges.



To make the seasoning, mix together the salt, paprika, cumin, curry powder, cayenne, and cinnamon. Sprinkle over shrimp and toss to combine.

FOR GRILLING: Preheat grill on medium heat and spray with cooking spray. Thread shrimp on skewers and place on grill for 1 to 2 minutes (until pink) then turn over and cook and additional 30 seconds to 1 minutes, depending on how you like them. Fill tortillas with shrimp. Squeeze lime juice over top and garnish with chopped cilantro.

FOR PAN FRYING: In a large skillet, melt about a tablespoon of light butter over medium-high heat. Add shrimp and cook, stirring occasionally for about 3 to 5 minutes. Shrimp should be opaque throughout. Fill tortillas with shrimp. Squeeze lime juice over top and garnish with chopped cilantro.



**This Free Issue of News Flash
is sent by your friends at
DuFresne's Auto Service
10690 NW Cornell Road
Portland, OR 97229
(503) 646-2940
Dufresnesautorepair.com**



Happy Mother's Day

**May 2019
Edition**

**Revvng Your Mind
Not just Your Engine**

**Don't Miss
This Month's
Exciting Deals!
Hurry,
Look Inside!**